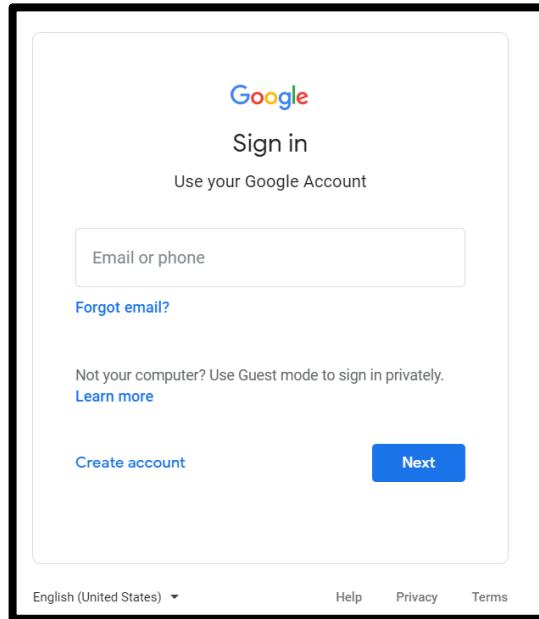


How do I log into Google Classroom?

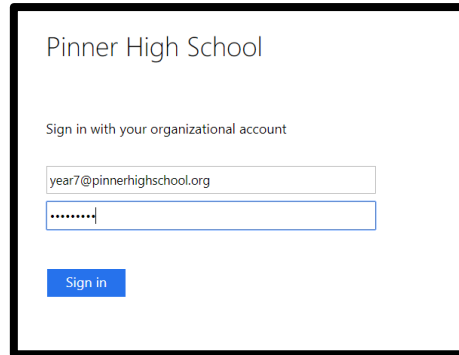


1 Go to classroom.google.com and click Go to Classroom

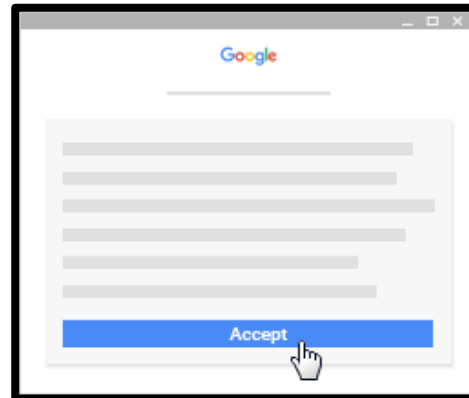
2 Enter your school email address and click Next (Your username is the same as SMHW)



3 Re-enter your school username and email password



4 If there is a welcome message, read it and click Accept



5 Click I'm a student



How do I join a class?

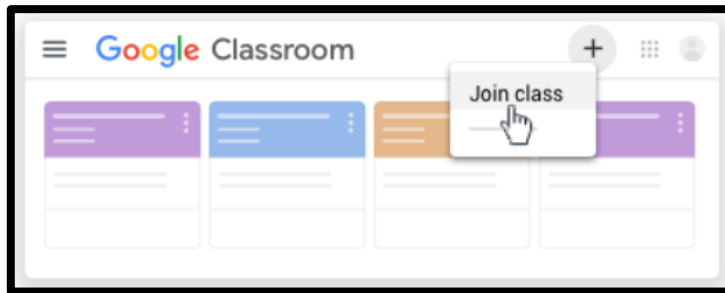


1

Log into Classroom
classroom.google.com

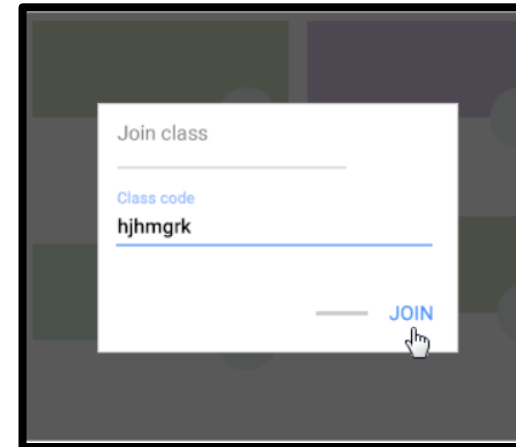
2

On the Classes page, click Add + > Join class



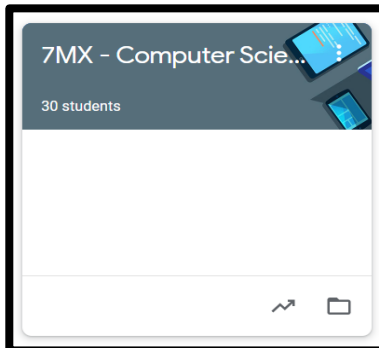
3

Enter the class code your teacher gave you and click Join.
 A class code consists of 6 or 7 letters or numbers. For example, hjhmgrk or g5gdp1.



You will need a class code for each of your classes.

You only use the class code once to join the class. You are then enrolled in the class, and you don't need to re-use the code again.



Once you've joined the class you can view the work set by your teachers by clicking on the class card and viewing the stream.

